



UNITEDWORLDTM
institute of design

ADMISSIONS 2014 -15

UNDER GRADUATE

TOTAL NO. OF PAGES - 14
TOTAL MARKS - 100

Permitted Time: 3 hours

Kindly read the instructions carefully before attempting the questions.

To be filled by the student.

CANDIDATE ID :

CANDIDATE NAME :

TEST CENTRE :

CANDIDATE SIGNATURE :

OBSERVER'S SIGNATURE:

To be filled by the office only.


INSTRUCTIONS TO CANDIDATES:

Read these instructions carefully.


1. Write your name, Candidate ID number and the Examination Centre in the space provided on the cover page of this answer book as well as all the pages of answer book.
 - Make sure that you sign in the space provided on the cover page.
 - No distinctive mark of any sort is to be put anywhere in the answer book.
 - Violation of these instructions or adoption of malpractices in the examination hall will lead to disqualification.
2. Write your answers **ONLY IN ENGLISH**.
3. **ALL QUESTIONS ARE TO BE ATTEMPTED.**
4. **Write or draw your answers only in the space provided for each question.**
 - Rough work sheets have been provided at the end of the answer book. This should be used for ROUGH WORK ONLY. The final answer should be provided ONLY in the space marked as "SPACE for Final answer".
5. Extra pages are provided **at the end of this book for ROUGH work. DO NOT DETACH any of these pages.**
6. **DO NOT REMOVE ANY SHEET** from this answer book.
7. Before leaving the examination hall, **submit this question-cum-answer paper to the invigilator.**

QUESTION: 01


OBSERVE THE COMPOSITION (WRITE THE CORRECT WORD IN THE GIVEN BOX).




- INTERSECT
- SYMMETRICAL
- DIVISION
- SEQUENCE



- VERTICAL
- MIRRORING
- HORIZONTAL
- DISTANCE



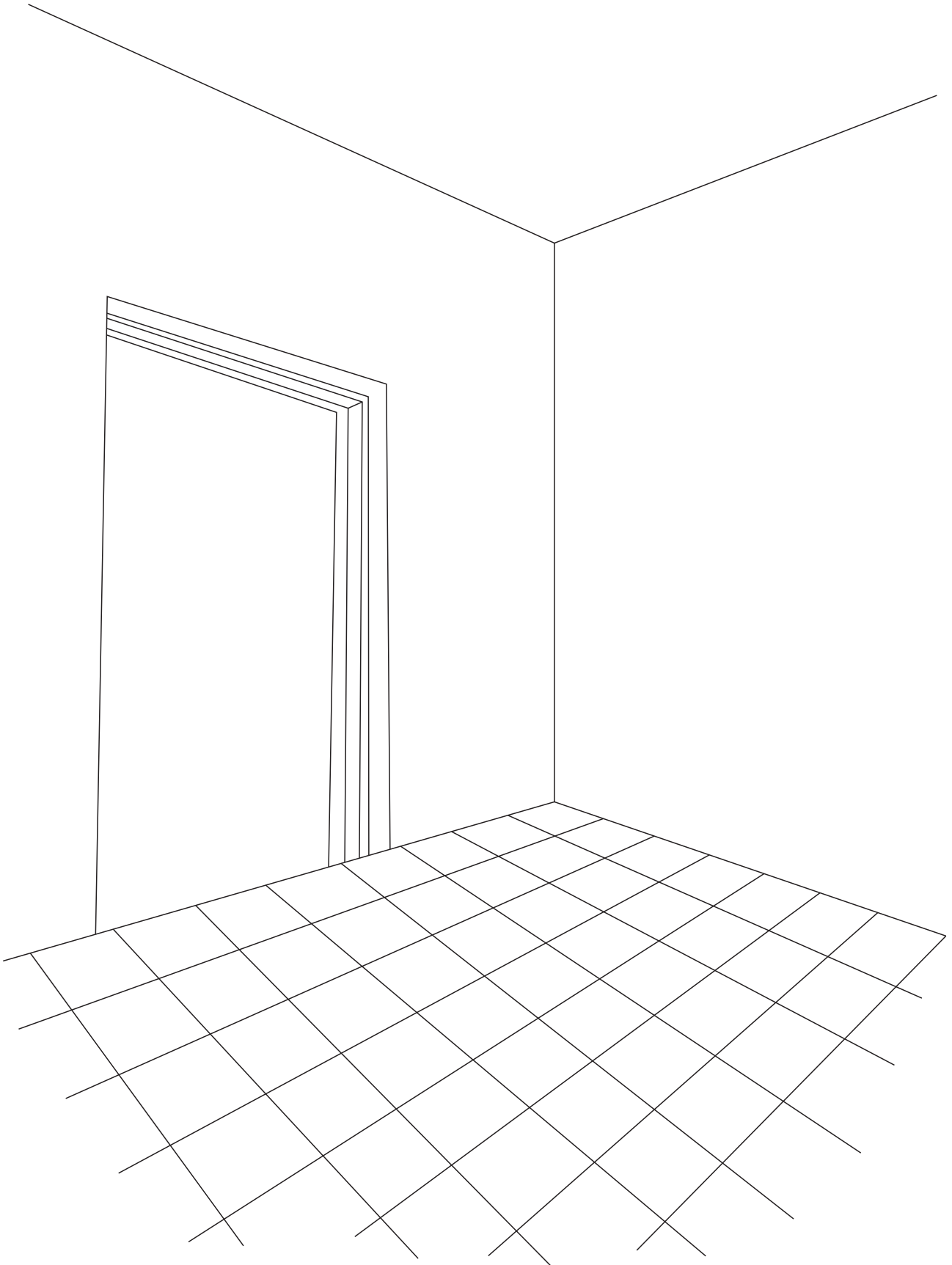
- CONSISTENCY
- HORIZONTAL
- MOVEMENT
- RELATIONSHIP



- POSITION
- ANGULAR
- EMPHASIS
- CENTRALLY


QUESTION: 02

PLACE A 16 YEAR BOY BESIDE THIS DOOR SITTING ON A TABLE (STOOL)
WITH PENCIL.



QUESTION: 03





PLACE A GLASS BESIDE THE WATER JUG. USE PENCIL ONLY. YOU MAY DO PENCIL RENDERING.



QUESTION: 04

MARKS
05



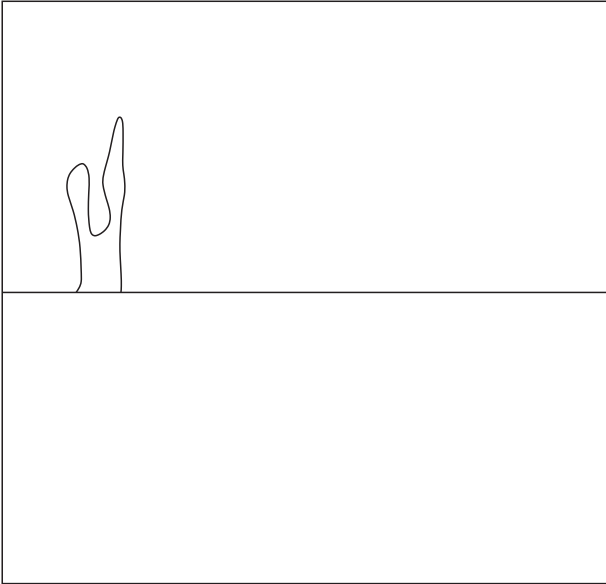
COMPLETE THE INCOMPLETE LINE ART AND CREATE SOME FORM OR OBJECT, ALSO IF NEEDED YOU MAY ADD SOME FORM TO IT. CONNECT ALL FOUR BOXES AND NARRATE A 5 LINE STORY. USE PENCIL OR BLACK POINT PEN.



QUESTION: 05

MARKS
05





COMPLETE THE INCOMPLETE LINE ART AND CREATE SOME FORM OR OBJECT,
ALSO IF NEEDED YOU MAY ADD SOME FORM TO IT. CONNECT ALL FOUR BOXES AND
NARRATE A 5 LINE STORY. USE PENCIL OR BLACK POINT PEN.



QUESTION: 06

MARKS
05


COMPLETE THE INCOMPLETE LINE ART AND CREATE SOME FORM OR OBJECT,
ALSO IF NEEDED YOU MAY ADD SOME FORM TO IT. CONNECT ALL FOUR BOXES AND
NARRATE A 5 LINE STORY. USE PENCIL OR BLACK POINT PEN.



QUESTION: 07

MARKS
10


A LIGHT SOURCE MARK IS GIVEN ON OBJECT WHERE THE SHADOW WILL FALL AND HOW IT WILL LOOK ? USE PENCIL ONLY.



QUESTION: 08

MARKS
25


CREATE A SCENE OF: ANY SEASON, IT SHOULD ONLY GIVE THE FEELING OF THE SELECTED SEASON. USE COLOUR PAPER AND COLOUR PENCIL (ALSO DESCRIBE THE SCENE IN FEW SENTENCES). TEAR PAPERS WITH HAND ONLY. YOU MAY CRIMP ALSO TO GIVE TEXTURE EFFECT.



QUESTION: 09

MARKS
25

CREATE A SCENE OF: ANY GAME, IT SHOULD GIVE THE FEELING OF THE SELECTED GAME. USE COLOUR PAPER AND COLOUR PENCIL (ALSO DESCRIBE THE SCENE IN FEW SENTENCES). TEAR PAPERS WITH HAND ONLY. YOU MAY CRIMP ALSO TO GIVE TEXTURE EFFECT.



SPACE FOR ROUGH WORK

SPACE FOR ROUGH WORK

SPACE FOR ROUGH WORK