

# ADMISSIONS 2015

**POST GRADUATE**

TOTAL NO. OF PAGES - 10  
**TOTAL MARKS – 100**



**UNITEDWORLD**<sup>TM</sup>  
institute of design

Permitted Time: 3 hours

Kindly read the instructions carefully before attempting the questions.

To be filled by the student.

CANDIDATE ID	:	.....
CANDIDATE NAME	:	.....
TEST CENTRE	:	<input type="checkbox"/> AHMEDABAD <input type="checkbox"/> MUMBAI <input type="checkbox"/> KOLKATA <input type="checkbox"/> DELHI
CANDIDATE SIGNATURE :		

OBSERVER'S SIGNATURE:

To be filled by the office only.

--

# INSTRUCTIONS TO CANDIDATES:

Read these instructions carefully.

1. Write your name, Candidate ID number and the Examination Centre in the space provided on the cover page of this answer book as well as all the pages of answer book.

- Make sure that you sign in the space provided on the cover page.
- No distinctive mark of any sort is to be put anywhere in the answer book.
- Violation of these instructions or adoption of malpractices in the examination hall will lead to disqualification.
- Please make sure you have signed the registration sheet with invigilator to mark your presence.

2. Write your answers ONLY IN ENGLISH.

3. The question paper is divided in two sections.

- Section I - Attempt all
- Section II - Attempt any two

4. Write or draw your answers only in the space provided for each question.

- Backside of the paper to be used for ROUGH WORK ONLY. The final answer should be provided ONLY in the space marked as "SPACE for Final answer".

5. DO NOT REMOVE ANY SHEET from this answer book.

6. Before leaving the examination hall, submit this question-cum-answer paper to the invigilator.

**SECTION – I (ATTEMPT ALL)**


MARKS  
**25**

**QUESTION: 1**

CREATE A COMPOSITION FROM THE NUMERIC PRINT OUT GIVEN AT THE END OF THE ANSWER BOOK. CHOOSE AND CUT THE NUMERIC FONTS AS MANY YOU LIKE TO EXPRESS ANY ONE OF THE FOLLOWING


- 1) MOTION 2) HARMONY 3) CONTRAST 4) BALANCE.

CUT AND PASTE THEM IN THE SPACE GIVEN BELOW.



**QUESTION: 2**

MAKE A COLLAGE USING ANY THREE COLORS FROM GIVEN PAPERS AND CREATE ILLUSIVE EXPRESSION. TEAR THE PAPERS WITH HANDS ONLY. YOU MAY CRIMP AND FOLD TO GIVE A TEXTURE EFFECT. PASTE IT IN THE SPACE GIVEN BELOW. WRITE FIVE WORDS ONLY ABOUT YOUR EXPRESSION.



---

---

---

**SECTION – II (ATTEMPT ANY TWO)**


MARKS  
**25**

**QUESTION: 1**

IDENTIFY THE GIVEN PICTOGRAMS. SELECT ANY THREE TO SUGGEST ALTERNATIVE PICTOGRAMS IN THE SPACE GIVEN BELOW AND WRITE THEIR DESCRIPTION.



**A**



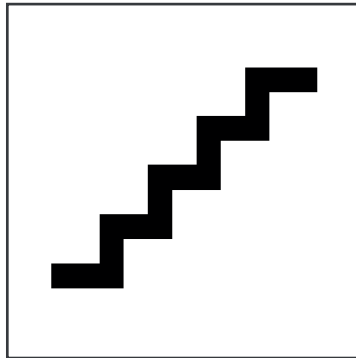
**B**



**C**



**D**



**E**



**F**

A .....


B .....

C .....


D .....

E .....


F .....



.....



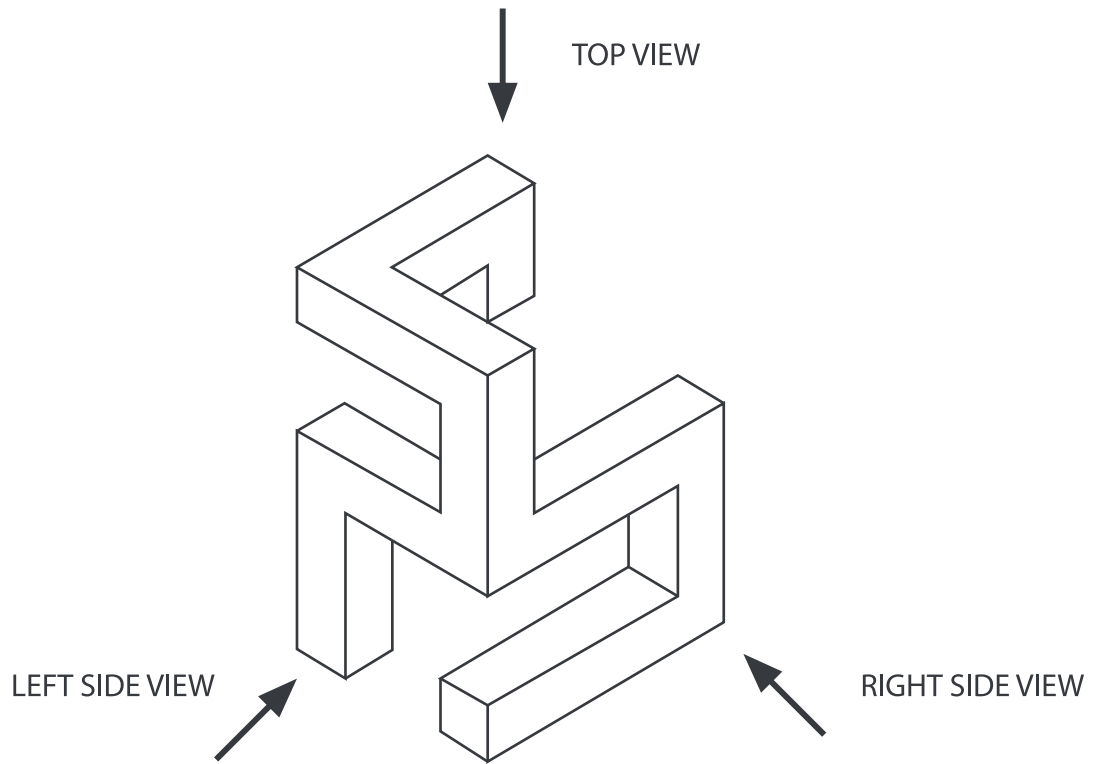
.....



.....

**QUESTION: 2**

FROM THE GIVEN 3 DIMENTIONAL VIEW DRAW THE SAME OBJECT VIEWED FROM DIFFERENT ELEVATIONS AS SUGGESTED BY ARROW. USE PENCIL ONLY. DRAW IT IN THE SPACE BOXES GIVEN BELOW.



DRAW HERE TOP VIEW

DRAW HERE LEFT SIDE VIEW

DRAW HERE RIGHT SIDE VIEW

**QUESTION: 3**

MARKS  
**25**

TEAR AND PASTE A COLOR PAPER OF YOUR CHOICE OF COMBINATION DIIPICTING GARMENT OF YOUR CHOICE. YOU MAY CRIMP AND FOLD PAPERS TO CREATE YOUR GARMENT. PASTE IT IN THE SPACE GIVEN BELOW.





1 2 3 4 5

6 7 8 9 0

1 2 3 4 5

6 7 8 9 0

1 2 3 4 5  
6 7 8 9 0

1 2 3 4 5  
6 7 8 9 0